


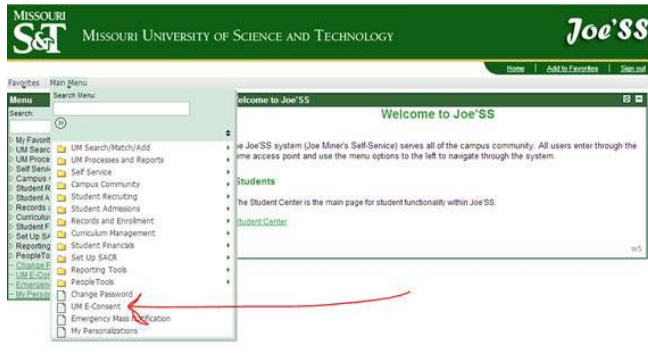
## How to Verify You've Done your UM-E Consent

You can check your registration status by logging onto: <https://joess.mst.edu/psp/prd/?cmd=login>

You probably already set up a password, but if you have forgotten it under the HELP LINKS on the left hand side you can select "Forgot your Password?"



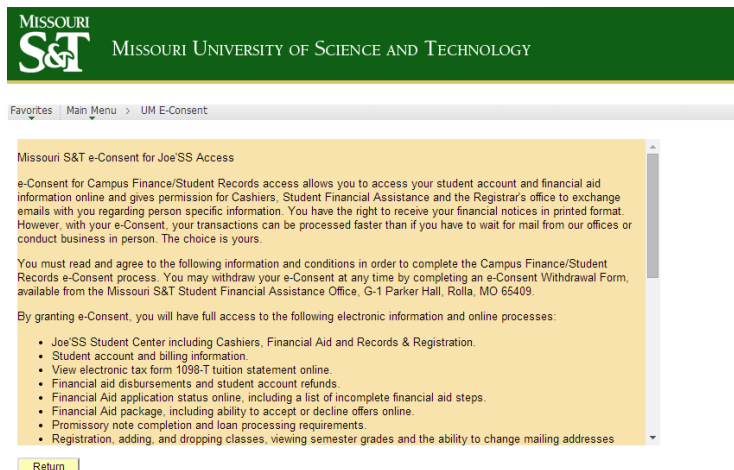
Once logged in select the Main Menu tab and select UM E-Consent:



Follow the instructions and select "agree".

I've already completed mine so unfortunately I can't do a screen shot as if I haven't.

This is a screen shot of my account, where I have done the E-Consent.



## How to Verify You've Done your UM-E Consent